



Part of the solution.

Interim Report on the 3rd Quarter 2022

Contents

2	Foreword by the Executive Board
3	Highlights
4	PORR 2025
6	PORR on the Stock Exchange
7	Management Report
17	Interim Consolidated Financial Statements as of 30 September 2022
24	Financial Calendar 2023
24	Contact
24	Acknowledgements



Dear shareholders and stakeholders,

In the first three quarters, our markets were initially on tenterhooks with sharp price increases. Material and supply costs now appear to be slowly stabilising at a high level.

PORR proved successful in this volatile market environment. We increased our production output by 9.4% to EUR 4,525m and our order backlog rose as well to EUR 7,863m. We are thereby right on track, as reflected in our results: Our EBT increased by 35.4% to EUR 57.5m, thanks to the outstanding performance of our PORRians.

Our well-filled order books provide an excellent basis for continuing to pursue our strategy of selective order acquisition. Intelligent building means safeguarding our sustainable profitability. PORR is right on track here with its future programme PORR 2025. The focus is on sustainable building, the Group-wide rollout of BIM and LEAN and optimising our capital structure.

So, there are exciting times ahead and we are positive about the future. Thank you all for the trust you have shown in us!

Vienna, November 2022

Sincerely, the Executive Board

Handwritten signature of Karl-Heinz Strauss in black ink.

Karl-Heinz Strauss
Chairman of the Executive Board and CEO

Handwritten signature of Klemens Eiter in black ink.

Klemens Eiter
Member of the Executive Board and CFO

Handwritten signature of Josef Pein in black ink.

Josef Pein
Member of the Executive Board and COO

Handwritten signature of Jürgen Raschendorfer in black ink.

Jürgen Raschendorfer
Member of the Executive Board and COO

Highlights

Digitised road construction

This is the first digitalisation project commissioned by ASFINAG, the Austrian autobahn corporation: 200,000 square metres of road and several bridges will be rehabilitated over a total length of around five kilometres on the A9 Phyrn motorway between Edlach and Gaishorn by 2024. The range of digital tools includes an innovative surveying technology, digital solutions for optimising logistics processes, and a digitalisation platform for the visual presentation of relevant construction data.

Prime Status

PORR has achieved Prime Status with the renowned sustainability rating agency ISS ESG already for the second time. This makes it one of the most sustainable companies in its sector and its home markets. ISS is thereby honouring PORR's commitment to sustainability in practice and transparency in reporting. Proactive management of energy and emissions is at the heart of the measures, as is expanding circular economy solutions.

Certified with Platinum

The 80-metre-high Franklinturm has been under construction at Zurich-Oerlikon station since August 2018. 14,800 square metres of office space and 200 square metres of retail and service space are taking shape on 21 floors aboveground, some of which soar above the railway tracks. The project has been certified with the DGNB Platinum Label by SGNI, reflecting the building's high sustainability standards. Users will soon benefit from this, as the ready-to-occupy construction will open in February 2023.

Improved traffic flows

Getting from the German B32 from Offenburg to the A81 requires drivers to completely cross the town centre of Horb am Neckar. But that is about to change. As part of the largest contract of the year, PORR is building the 667-metre-long and up to 90-metre-high Neckartal Bridge. This intelligent link will significantly reduce through traffic for the residents of Horb.

Breakthrough in Stuttgart

After more than 51 kilometres, the tunnelling work on the Stuttgart21 project has been completed. The ATCOST21 consortium, headed by PORR, has driven more than 31 kilometres. The heart of the project involves redesigning Stuttgart's railway junction with an underground through station and tunnel tubes as access routes in the middle of the city. Now PORR is handling the railway technology for the entire project. This interior work on the tunnel sections will be completed by 2024.

Sport meets culture

In Polana Jakuszycka, Poland, PORR has built a multifunctional and sustainable sports centre. In addition to an indoor swimming pool, cross-country skiing and biathlon tracks, the site also boasts a football pitch with athletics track. What's more, the four-storey sports and hotel complex offers a wellness centre, a museum and a restaurant. On the roofs, PORR has created a natural habitat for plants that can absorb up to 50% of the rainwater.

PORR 2025

The PORR 2025 future programme shines a spotlight on PORR's strengths and on efficiency optimisation in the organisation. To secure profitable growth and position itself for the future, PORR is intensifying and accelerating a wide range of measures to adjust cost structures, the organisation and the portfolio. At the same time, growth topics and digital technologies are being promoted in order to safeguard PORR's future viability.

	STRATEGY	TARGETS
Markets	<p>Greater focus PORR remains convinced of the long-term potential of its seven European home markets. The goal is to safeguard and further expand this powerful market position in Europe with a focus on selective, results-oriented and sustainable construction and growth.</p>	<ul style="list-style-type: none"> • Unite economy, environment and society in construction • Intelligent growth with Green and Lean • Expand on leading position in the home markets • Build on general contractor/design-build approach
Operational excellence and digitalisation	<p>Realising future potential With the transformation currently underway, uniform standards should be secured across the entire Group along with connected processes. Digital, efficient solutions across the entire construction value chain and new, data-based business models open up a new dimension in terms of potential.</p>	<ul style="list-style-type: none"> • Innovation leader in construction and technology • Utilise digital opportunities • Optimise construction processes • Increase project margins by a further 1.1% to 1.3% by 2025 (based on 2021)
Staff and organisation	<p>Greater efficiency The rapidly changing market environment demands new flexibility. With a lean and efficient organisation PORR should be strong and well prepared for (un)foreseeable external impacts. A modern and appreciative working environment is intended to provide an ongoing Best Place to Work.</p>	<ul style="list-style-type: none"> • LEAN Management – flat hierarchies and fast decision paths • Best Place to Work: increase staff satisfaction and reduce fluctuation • Cut overheads – increase EBT margin by a further 0.2% to 0.4% (based on 2021)
Finance	<p>Enhancing value The changing market conditions and PORR's strong growth in the last few years have necessitated an improvement in earnings power and cost structures along with optimising capital employed and the capital structure.</p>	<ul style="list-style-type: none"> • Improve capital employed: Sustainable increase in free cash flow, reduce working capital, maintain adequate liquidity • Optimising the capital structure: Improve equity ratio (20% to 25%) through capital measures and organic growth, reduce hybrid capital (medium-term equity < 30%), significant reduction in financial liabilities

	MILESTONES IN THE REPORTING PERIOD	MEASURES 2025
Markets	<ul style="list-style-type: none"> • Top output: EUR 4,525m • Very high order backlog: EUR 7,863m • Expansion of permanent business: Significant new orders in Czech Republic, Slovakia and Romania • Increase in sustainable building orders: timber-hybrid tower, thermal waste processing with energy recovery, LNG terminal, Slab Track/railway engineering 	<ul style="list-style-type: none"> • Promote sustainable construction (energy-efficient buildings, smart mobility/infrastructure, renewable energy) • Extend value chain • Expand permanent business • Optimal portfolio mix via Heatmap – expand high-margin product areas
Operational excellence and digitalisation	<ul style="list-style-type: none"> • Order books with better margin and risk profile • Significant increase in number of BIM and LEAN projects • Comprehensive LEAN expert training in six core areas • BIM Excellence training more than doubled 	<ul style="list-style-type: none"> • Group-wide rollout of BIM and LEAN • Task Force to avoid and continue to reduce loss-making construction sites • Digitalise the supply chain and construction processes through innovative IT solutions (Sequello, DigiTun, ISHAP) • Increase efficiency in project management – Group-wide rollout of iTwo for construction
Staff and organisation	<ul style="list-style-type: none"> • New employer branding: Record number of applications and new hires for apprenticeships • Best Place to Work: Top career opportunities 2022 in the construction sector category • Update on PORR Academy: Pilot project with around 300 online learning nuggets to choose from 	<ul style="list-style-type: none"> • Sustainable cost savings in administration of EUR 45m from 2022 • Digitalise administrative processes/process automation with Robotics • Expand PORR Academy • Leadership programme at every management level
Finance	<ul style="list-style-type: none"> • Increased financial performance <ul style="list-style-type: none"> – Focus on strict working capital management – Net debt improved by EUR 125m – Cash and cash equivalents (incl. investment certificates): ~ EUR 500m; liquidity reserve ~ EUR 800m • Improvement of capital structure <ul style="list-style-type: none"> – Equity ratio at 18.5% (Q3 2021: 17.1%) – Hybrid capital reduced by EUR 76.1m vs. Q3 2021 – Sharp decrease in hybrid capital as share of equity to 32% 	<ul style="list-style-type: none"> • Optimise financial performance/capital employed <ul style="list-style-type: none"> – Reduce receivables and working capital through cash conversion – Intensify investment controlling – Reduce total assets • Optimise capital structure <ul style="list-style-type: none"> – Reduce financial liabilities through cash/reduction in working capital – Strengthen equity by increasing profitability and securing sustainable payout ratio of 30% to 50%

PORR on the Stock Exchange

Global economy under pressure

The international markets continued to experience negative growth in the third quarter of 2022. Global issues such as the sharp rise in inflation, the ongoing war in Ukraine and interest rate hikes by national banks are dampening the stock market climate. During the reporting period, both the US Federal Reserve and the European Central Bank (ECB) gradually raised their base rates. In addition, there were bottlenecks in international supply chains caused by further lockdowns as well as growing concerns about a global economic downturn.

These were the major reasons behind some severe downward movements in the largest stock indices for the year as a whole. At the end of the third quarter of 2022, the leading American index, the Dow Jones Industrial Average, was down 20.9% against the end of the previous year. In comparison, European indices – in addition to the generally weak market environment – have the extra burden of ongoing insecurity regarding energy and gas supplies. The leading index EURO STOXX 50 lost 22.8% in the reporting period versus year-end 2021. The German leading index DAX 40 had a similar performance with a decline of 23.7% compared to the previous year. The Austrian leading index ATX, which has a lot of companies with operations in Eastern Europe, lost almost a third of its value. At the end of the reporting period, it was down 30.3% against the end of the previous year.

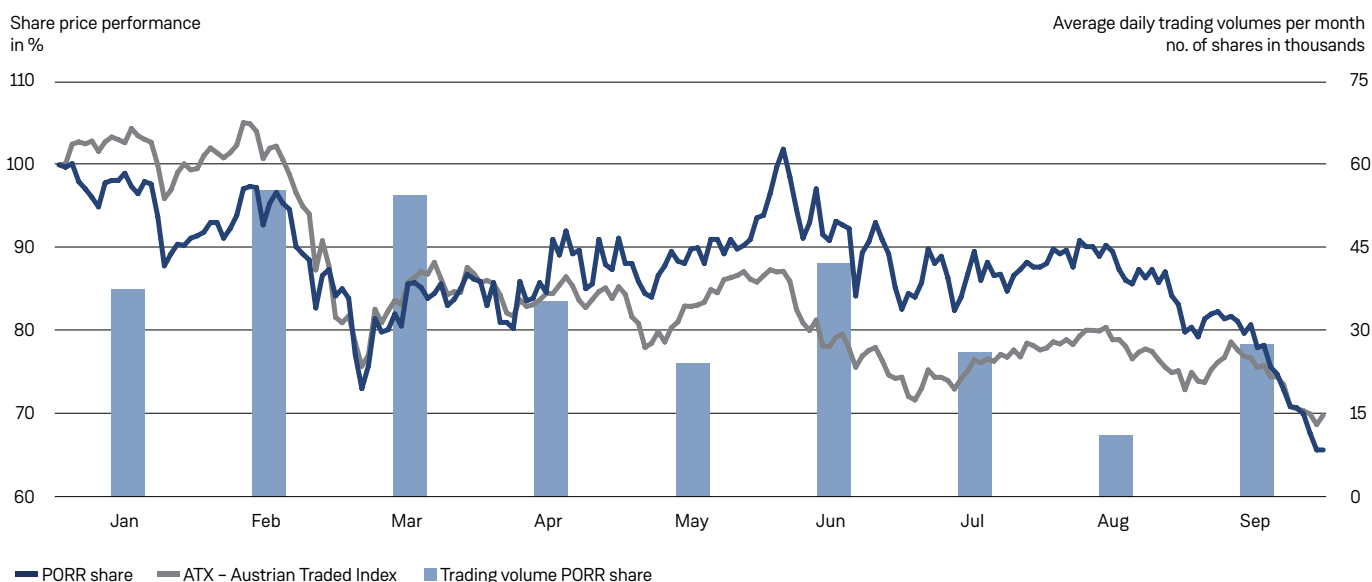
PORR share parallel to market

The PORR share moved above the level of the market for the majority of the reporting period. After a subdued phase at the beginning of the year – not least due to the Ukraine conflict – it recorded its high for the year to date of EUR 14.00 on 8 June. The main reason for this was the good performance in the first quarter. This was followed by a prolonged lateral movement in the summer months. In September, the share was no longer able to escape the further deterioration in the market environment and recorded a downward trend. It did, however, bottom out at the end of the reporting period. As of 30 September, the share reached its current low for the year of EUR 9.00. This was 34.5% below the closing price of the previous year. The market capitalisation was EUR 353.5m.

International investor base

The syndicate (Strauss Group, IGO Industries Group) holds the majority of shares outstanding with 50.4%. The most recent analysis shows that the free float of 49.6% was mainly distributed among Austria (20.3%), the USA (8.9%) and Great Britain (6.6%). Investors from Germany held around 5.6%, while 8.8% of the shares were attributable to other countries in Europe.

Share price and trading volumes of the PORR share in the first three quarters of 2022 (index)



Management Report

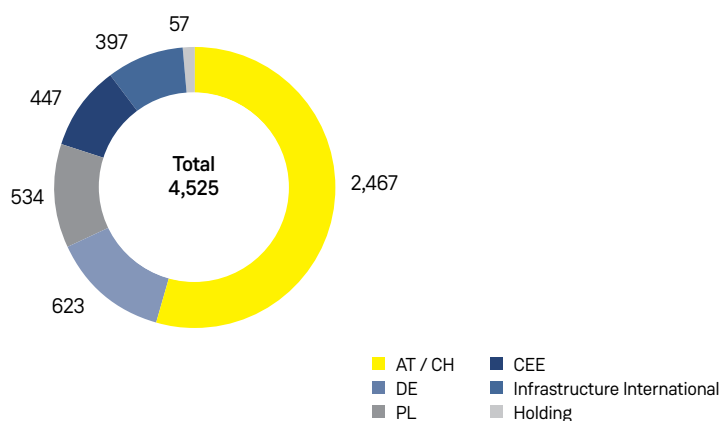
Production output¹
(in EUR m)



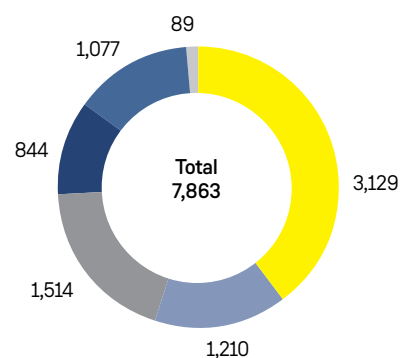
Order backlog
(in EUR m)




Production output¹ by segment
(in EUR m)



Order backlog by segment
(in EUR m)



EBT (in EUR m)



Average staffing levels



¹ The production output corresponds to the output of all companies and consortiums (fully consolidated, equity method, proportional or those of minor significance) in line with the interest held by PORR AG.

The figures have been rounded off using the compensated summation method. Absolute changes are calculated using the rounded values, relative changes (in percent) are derived from the non-rounded values.

Markets and Performance

Economic Environment

In the first three quarters of 2022, the global economy was characterised by growing uncertainty. The start of the military conflict in Ukraine in particular put it under pressure. This further accelerated inflation. To curb the high inflation rates, the international central banks took several steps to raise interest rates. Rising prices for energy and food as well as higher interest on loans and mortgages also led to a reduction in real wages. As a result, private consumption also had to bow to the weak economic environment and only managed to record slight growth. At the same time, pandemic-related lockdowns in China caused ongoing disruptions to international supply chains. These sources of uncertainty are currently causing a considerable slowdown in economic growth. The experts of the International Monetary Fund (IMF) thereby expect moderate growth of 3.2% for 2022.

The US central bank, the Federal Reserve already took the first steps towards a tighter monetary policy in January and most recently raised the base rate to 3.25%. This already contributed to a standstill in economic growth in the first half of the year. According to the IMF's current forecast for GDP growth, an increase of just 1.6% is now expected for 2022.

The eurozone has been more heavily impacted by the effects of the Ukraine war. In addition to high inflation rates, it also faces insecurity in energy supply. What's more, low unemployment rates are driving up labour costs and thereby contributing to a further increase in inflation. In contrast, the European Central Bank (ECB) introduced the first interest rate hikes in the third quarter. As a result, the European base rate is currently at 2.0%. Despite this uncertainty, the experts of the European Commission see growth of 3.2% for 2022 due to the unexpectedly robust economic performance so far – not least due to the strong tourism sector.

Inflation rates in the Austrian economy also rose significantly in the year to date. In addition to price increases for food and energy, the service sector was a particularly decisive factor here. This was initially accompanied by a sustained decrease in consumer spending. In the third quarter, export activity also proved to be slightly weaker than expected. Overall, the experts of Österreichische Nationalbank (OeNB) nevertheless forecast economic growth of 3.8% for 2022 due to the positive performance in the first half of the year.

In Germany, the effects of high inflation were also clearly noticeable. Above all, the price increases for electricity and gas and the discontinuation of fiscal policy stimulus measures caused inflation

rates to rise sharply from autumn onwards. The resultant decrease in the purchasing power of private households led to a decline in consumer spending. In addition, the weakening global economy has dampened investment incentives and led to declining exports. The experts of the European Commission (EC) therefore see economic growth of a mere 1.6% this year.

The countries in Central, Eastern and South-Eastern Europe have so far largely been able to escape the battered global economy. Due to the unexpectedly rapid recovery after the pandemic-related decline, the Eastern European home markets are therefore still in a strong growth phase. Increasingly high inflation and an accompanying reduction in real incomes are, however, likely to bring this to an end in the second half of 2022. Nevertheless, the experts at the Vienna Institute for International Economic Studies (WIIW) are forecasting GDP growth of 1.8% to 4.8% for PORR's home markets this year. Higher growth is expected in Romania and Poland in particular.

Developments in the Construction Industry

The European construction industry had a good start to the year 2022. The investment programmes by governments and public clients in civil engineering in particular ensured stable demand. However, even at that time, there were pandemic-related disruptions to international supply chains and rising prices for (raw) materials and subcontractors. The war in Ukraine caused an additional lack of security of supply in the energy sector. The persistent shortage of skilled labour had an additional dampening effect.

Since summer, prices for construction materials seem to have stabilised at a high level. This development was supported as well by the first interest rate hikes by the ECB. In contrast, the high demand in residential construction – based on a tighter monetary policy approach – is likely to flatten slowly. As a result, a further decline in inflation rates is to be expected.

In terms of revenue, this rise in demand is not yet visible. The production volume in the European construction industry increased by an average of 3.8% in 2022. Both building construction and civil engineering contributed equally to the growth. Much of the increase resulted from high inflation, as construction companies were able to pass on a significant portion of the rise in construction costs to their clients. Where this was not the case, appropriate measures were taken. Here PORR optimised its procurement strategy and applied an adjusted pricing model.

Development of Output

The indicator production output covers all classic design and construction services, waste management, raw materials sales and facility management, i.e. all significant services rendered by PORR. For companies fully included in the consolidated group, this output broadly corresponds to the revenue defined and reported in accordance with IFRS. In contrast to revenue, production output also includes the output from consortiums and companies accounted for under the equity method, as well as those of minor significance, in line with the interest held by the Group and differences in definitions reconciled pursuant to commercial criteria.

In the first three quarters of 2022, PORR generated production output of EUR 4,525m. All five operating segments contributed to this significant output increase of 9.4%. The segment AT / CH was responsible for the largest share of the growth. The segments CEE and DE also performed exceptionally well.

The segment AT / CH generated production output of EUR 2,467m. Major factors in the rise of 12.7% included the areas of railway and structural engineering, large-scale building construction projects and the federal province of Lower Austria.

In the segment DE, output totalled EUR 623m and was thereby 4.5% higher than the same period in the previous year. While output in structural engineering shrank once again as planned, the profitable PORR Oevermann achieved significant growth.

Production output of EUR 534m was generated in the segment PL. The increase of 1.7% was due to rises in building construction and railway construction.

In the segment CEE, a significant 21.0% increase in output was achieved, driven in particular by infrastructure projects in Romania. The total production output of this segment stood at EUR 447m.

The segment Infrastructure International generated output of EUR 397m, an increase of 1.2% versus the previous year. Amongst others, the area of Major Projects/Slab Track played a key part in this growth of output.

In the period under review, 95.3% of total output was attributable to the seven PORR home markets. With a share of 46.0%, Austria remained the biggest home market. 22.4% of total production output was generated in Germany. Poland contributed 12.6%. The Czech Republic and Slovakia together produced around 6.2%. In Switzerland and Romania, the share of total output was 4.2% and 4.0% respectively.

Order Balance

As of 30 September 2022, the order backlog stood at EUR 7,863m and was thereby 1.1% above the level of the previous year. The small decrease in the segment AT / CH – a result of seasonal fluctuations in industrial construction – was more than offset by the growth in most other segments. The order intake slipped back slightly by 4.5% to EUR 4,617m. The key factor here was the high comparative value from the previous year. Multiple large-scale projects were acquired, especially in building construction and tunnelling.

The largest new orders in the first three quarters of 2022 once again include numerous civil engineering projects. The biggest project is the new construction of the 600-metre-long Neckartal Bridge near Horb. Alongside the Drammen Bybrua, this is already the second major bridge construction project of the year. Another important civil engineering order is the thermal waste processing plant in Rzeszów, Poland. In road construction, the largest projects came not only from Austria with the Vienna city road and the general renovation of the A9 between Edlach and Gaishorn, but also from the Czech Republic with the bypass near Nova Paka.

In the building construction sector, PORR won several major orders in industrial and office construction. These include the general contractor order to build a new headquarters for PSE S.A. in Radom, Poland. In addition to an office building, this also includes sections of the technology and infrastructure, several outbuildings and a helipad.

Three significant extensions to existing contracts show that PORR is a reliable partner: For the Andersia Silver office buildings in Poznan, Poland, and VIO Plaza in Vienna, as well as for the Siemens Healthineers technology centre in Forchheim, Germany, clients are once again choosing to rely on PORR's expertise.

Financial Performance

In the first three quarters of 2022, PORR generated revenue of EUR 4,150.4m, reaching a new all-time high. The significant increase of 11.5% was due to factors such as the increase in output and successfully passing on the higher construction costs.

Income from companies accounted for under the equity method showed a decline of EUR 11.6m to EUR 45.4m. This was mainly due to the completion of several large-scale projects realised in consortiums as well as lower profit transfers from international joint ventures.

The increase in the cost of construction materials and raw materials as well as the rise in prices for subcontractor services are reflected in the sharp increase in the cost of materials and other purchased services. These increased by 15.9% and thereby rose faster than revenue. Based on this, material costs (+1.5 PP) and purchased services (+1.2 PP) increased as a percentage of revenue. Staff costs saw a slower rise. With a year-on-year increase of 6.9% in the reporting period, they rose slower than revenue. The share of staff costs as a percentage of revenue decreased by 1.1 PP. Overall, the increase in own construction expenses (staff costs plus material expenses) was around 12.5% and thereby similar to the growth in revenue. The “one-stop shop” strategy and providing as many construction services as possible in-house once again proved advantageous in light of current developments.

The increase in other operating income of 21.2% resulted mainly from higher income from on-charging, exchange rate gains and proceeds from the sale of an equity interest. In total it amounted to EUR 142.3m. Other operating expenses went down by EUR 30.1m, their share of revenue decreased by 1.5 PP.

The increase in project margins of 0.2 PP and the largely successful management of cost increases led EBITDA to rise by 7.3% to EUR 212.2m in the first three quarters of 2022 (1-9/2021: EUR 197.8m).

The investment activity of recent years did not lead to any major changes in depreciation, amortisation and impairment. Depreciation, amortisation and impairment expense remained stable with a slight decrease of 0.5% to EUR 141.3m. EBIT was EUR 71.0m, thereby rising by 27.1% against the same period of the previous year (1-9/2021: EUR 55.8m).

The financial result remained almost constant at EUR -13.4m (1-9/2021: EUR -13.3m). This resulted in EBT of EUR 57.5m (1-9/2021: EUR 42.5m), which is significantly higher than the previous year.

The slightly improved tax result of EUR -14.2m (1-9/2021: EUR -16.2m) led to a significant increase in the profit for the period, which totalled EUR 43.4m (1-9/2021: EUR 26.3m).

Financial Position

As of 30 September 2022, PORR's total assets were EUR 4,158.7m, almost unchanged compared to the end of the previous year with a slight increase of 2.3%.

On the one hand, non-current assets saw a decline in other financial assets as a result of the repayment of hybrid capital totalling EUR 25.3m by UBM Development AG. On the other hand, there was a slight increase in property, plant and equipment from investments in replacement assets. Taken as a whole, though, non-current assets remained practically unchanged.

The increase in current assets is mainly due to the rise in trade receivables. In addition to the seasonal nature of the construction business, another reason for this is the significant revenue growth. Compared to the same date of the previous year, the rise of 5.1% was nevertheless significantly slower than that of revenue.

Equity fell by 6.7% to EUR 768.9m compared to year-end 2021, whereby the main factor was the repayment of a hybrid bond of EUR 51.1m. PORR's equity ratio stood at 18.5% as of the reporting date.

Particularly visible in debt capital were reclassifications from non-current to current liabilities and the increase in trade payables.

As of 30 September 2022, net debt amounted to EUR 190.0m due to seasonal factors. This showed a pleasing improvement of 39.7% against the comparable date of the previous year (30 September 2021: EUR 315.0m).

Cash Flows

Cash flow from operating activities decreased by EUR 88.5m to EUR -66.0m compared to the previous year. This is mainly due to the payment of the cartel fine of EUR 62.4m in the second quarter of 2022 as well as payments for higher stockpiling in order to hedge (raw) materials. The additional funds tied up due to the higher trade receivables, as is usual for the season, minus trade payables, which increased as well, improved significantly in the third quarter compared to the same period of the previous year.

The cash flow from investing activities rose sharply by EUR 52.3m to EUR -59.1m. The reasons for this are the repayment of hybrid capital by UBM Development AG and the payment from the sale of an investment. The payouts for ongoing investments in property, plant and equipment and intangible assets were relatively stable overall.

The cash flow from financing activities mainly showed the repayment of hybrid capital worth EUR 51.1m, the repayment of bonded loans (Schuldscheindarlehen), and the repayment of other financing. Together with the dividend and hybrid interest payments, the cash flow from financing activities fell compared to the previous period to EUR -175.9m (1-9/2021: EUR -116.0m).

Cash and cash equivalents amounted to EUR 466.0m as of 30 September 2022 and were thereby EUR 299.0m lower than at the end of the previous year (31 December 2021: EUR 765.0m). Compared to 30 September 2021, however, they increased significantly by 22.9% (30 September 2021: EUR 379.1m). Taking into account the investment certificates of EUR 38.5m, the cash-like assets (total of cash and cash equivalents and investment certificates) amounted to EUR 504.5m. Total liquidity reserves (incl. available cash lines) stood at around EUR 797.9m at the end of the reporting period.

Investments

In the first nine months of 2022, no major investments were made beyond the usual investments to replace machinery and construction site equipment and to buy new equipment.

Investment activity is measured by applying the CAPEX indicator (capital expenditure). This includes investments in intangible assets, property, plant and equipment, and assets under construction including investments financed by leases. CAPEX remained nearly unchanged against the previous year at EUR 175.9m. This resulted in a CAPEX ratio of 3.9% in relation to production output (1-9/2021: 4.3%).

Opportunity and Risk Management

Effective risk management has long been one of PORR's most important principles when carrying out any economic activity and safeguards its competitive ability. If risks have an impact on one of PORR's business fields or markets, this can have a negative effect on the company's earnings. That is why the aim of risk management is to identify risks as soon as possible and then

minimise them while still maintaining the company's earnings potential. Risk management at PORR is aimed at organisational processes and controls that can be used to identify risks at an early stage. Efforts are made to continuously develop and improve countermeasures.

There have been no significant changes to the Group's opportunity and risk profile since the 2021 Annual Report that would lead to a change in the assessment of the risk position for PORR. The description in the Risk Report of the 2021 Annual Report from page 79 onwards thereby remains valid.

Staff

In the period under review, PORR employed 20,140 people on average. This was almost unchanged against the previous year.

Events after the End of the Reporting Period

On 3 October 2022, the Executive Board of PORR AG resolved to conduct a share buyback programme. The buyback programme comprises shares amounting to a maximum of 2% of the share capital (785,565 shares). It will be carried out from 7 October 2022 until probably 30 June 2023.

PORR AG treasury shares will be acquired at a price of between EUR 1.00 and a maximum of 10% above the average, unweighted, stock market closing price of the ten trading days preceding the buyback. The maximum capital required for this purpose is EUR 10m. The buyback will take place exclusively on the Vienna Stock Exchange and via multilateral trading systems and will serve any purpose permitted under Section 65 (1) 8 of the Austrian Stock Corporation Act (AktG). It will facilitate the development of a Long-Term Incentive Plan (LTIP), which is intended to strengthen the management's entrepreneurial capabilities and tie them more closely to the goals of the shareholders.

In accordance with Section 5 (4) of the Austrian Publication Regulation 2018 ("VVO"), PORR AG states that the details to be published in accordance with Section 7 VVO regarding the transactions carried out as part of this buyback programme, as well as any changes to the buyback programme to be disclosed in accordance with Section 6 VVO, will be published on the website of PORR AG (www.porr-group.com/en) under the heading "Investor Relations" (<https://porr-group.com/en/investor-relations/porr-share/corporate-actions/>).

Forecast Report

The global economy is expected to grow by 3.2% in 2022. Despite the ongoing uncertainty caused by the Ukraine conflict, the cost rises for energy and construction materials, and the disruption to international supply chains, the IMF again confirmed its economic forecast in autumn.

The better-than-expected economic growth in the first half of the year also led to a more positive outlook in the eurozone: The European Commission expects growth of 3.2% this year as well. Only in 2023 do the experts anticipate economic stagnation in Europe. Reasons for this include the lack of supply security in the energy sector. To curb inflation, the central banks have already started to raise interest rates this year, and more are likely to follow, thereby affecting economic growth in the future as well. On the other hand, the first payouts from the European Recovery and Resilience Facility are providing stimulus to the economy.

In the medium to long term, positive impacts on the construction industry are expected from both the public sector and EU financing. In addition to the respective national budgets, the multiannual EU budget, which is geared towards the transition to a green and digital economy, is also ensuring sustained demand in the construction industry. This means that PORR can assist in combating climate change with know-how and projects for maintaining and building sustainable infrastructure, while serving as a “one-stop shop” for all services.

PORR ended the first nine months with full order books. With an order backlog of EUR 7,863m it has good visibility until the end of 2023. Numerous major projects in industrial construction and the public sector, which together account for around 55% of the order backlog, ensure a well-filled pipeline for the coming years.

The year 2023 will remain challenging. The high price level for construction materials as well as shortages among subcontractors have had almost no negative impact on order books and construction sites. Across Europe, PORR expects the price spiral to come to an end in the medium term. Raw material prices have stabilised compared to the most recent highs and have even fallen in some cases. PORR's requirements in terms of energy supply are covered for this year.

The acute shortage of skilled workers remains a crucial issue for future success. To counteract this, PORR relies on its own training and development programmes with the PORR Campus.

Based on these framework conditions and in view of the mild weather, the Executive Board expects production output for the 2022 business year to be around EUR 6.0 bn. with earnings higher than EUR 100.0m. The focus remains on transformation through the future programme PORR 2025 and through selective order acquisition. On this basis, it also anticipates a further increase in EBT in 2023.

The assessment of how the business will perform is based on the current targets in the individual segments as well as the opportunities and risks arising in the respective markets. The future development of the Ukraine conflict and possible consequences or intensification cannot be estimated at present. This is accompanied by increased uncertainty in connection with energy supply. Any assessment of economic performance is therefore subject to forecasting risks.

Segment Report

Segment AT / CH

Key Data

in EUR m

	1-9/2022	1-9/2021	Change
Production output	2,467	2,188	12.7%
Order backlog	3,129	3,285	-4.7%
Order intake	2,442	2,820	-13.4%
Average staffing levels	10,493	10,260	2.3%

The segment AT / CH covers the entire country-level responsibility for the two home markets of Austria and Switzerland. Here PORR is represented with its full range of services. In addition to this permanent business – with the focal points of residential construction, office construction and road construction – come the national competencies in railway engineering, structural engineering, specialist civil engineering and environmental engineering. The areas of large-scale building construction projects, German industrial construction and Slab Track Austria for Europe are also housed here. In addition, equity interests such as IAT, ÖBA – Österreichische Betondecken, Prajo, TKDZ, and ALU-SOMMER have also been integrated into segment AT / CH.

In the period under review, the production output of the segment AT / CH totalled EUR 2,467m. The division of railway construction and structural engineering were particular drivers behind this increase of 12.7% or EUR 279m. The majority of the Austrian federal provinces and the area of large-scale building construction also supported this growth.

The order backlog stood at EUR 3,129m as of the reporting date and was thereby slightly below the previous year by 4.7%. Numerous projects were completed from the well-filled project pipeline, particularly in the Swiss building construction sector and in the area of large-scale building construction. The order intake shrank by 13.4% to EUR 2,442m – mostly due to seasonal fluctuations in industrial construction, which will be made back by the end of the year. The largest new orders in the first three quarters include several projects in road construction such as the construction of the Vienna city road and the general renovation of the Austrian A9 between Edlach and Gaishorn. In the building construction sector, PORR acquired two important follow-up contracts for interior work, including the VIO Plaza office building in Vienna and the expansion of the Siemens Healthineers site in Forchheim.

In both the Austrian and the Swiss construction industry, the first signs of relief to the rapid rises in construction costs became apparent in the summer. Prices seem to have stabilised at a high level since then. The costs for the construction of residential buildings and housing recently showed a sideways movement, while those for bitumen – a key construction material – have even decreased since July. To hedge this, construction prices were raised on the sales side. This meant that a significant portion of inflation could be passed on to clients.

In the reporting period, Austrian construction output increased significantly by about 14% year-on-year. Building construction remained the most important growth driver. With the onset of tighter monetary policy – with both the ECB and the Swiss National Bank taking the first steps to raise interest rates in summer – lower growth rates in residential construction now seem likely. This reduction however, will partly be met by increases in industrial and public construction. Accordingly, new orders in building construction already showed slightly slower growth in September. However, this also reduces the probability of additional massive cost increases.

In civil engineering, infrastructure construction is an important growth factor. To support the faltering economy, public investment activity is likely to remain steady. The framework programmes regarding road and railway construction investments also promise stable performance. ÖBB, for example, has already announced investments of EUR 3.9 bn for the coming year. The Austrian Institute of Economic Research (WIFO) also expects construction investments to hold steady. In Switzerland, the need for investment – not least due to high immigration – remains pronounced in both infrastructure and housing.

Segment DE

Key Data

in EUR m

	1-9/2022	1-9/2021	Change
Production output	623	597	4.5%
Order backlog	1,210	1,153	4.9%
Order intake	605	629	-3.7%
Average staffing levels	2,180	2,239	-2.6%

The majority of PORR's activities in Germany are bundled in the segment DE. On its second largest market, the company offers building construction, specialist civil engineering and infrastructure services provided by highly qualified experts employed by the company to facilitate high levels of in-depth value creation. PORR has a strong position on the German infrastructure market with its discrete areas of structural engineering, tunnelling, and traffic route construction. Furthermore the segment DE is home to German equity interests including PORR Oevermann and Stump-Franki Spezialtiefbau. This allows PORR to cover the entire value chain in specialist civil engineering.

The segment DE generated production output of EUR 623m and was thereby 4.5% higher than the previous year. While structural engineering experienced a sharp decline, as planned, the profitable PORR Oevermann and the area building construction North reported exceptionally positive results.

The order backlog rose by 4.9% to EUR 1,210m. This increase is mainly due to one major project in structural engineering and the area of building construction North. With a decrease of 3.7%, the order intake remained almost stable at EUR 605m. The largest new order in the reporting period is the Horb elevated bridge over the Neckar valley, with a length of 600 metres. New major orders in the segment DE include a warehouse construction, which is

being realised jointly with the segment PL, and the expansion of the campus of the University of Technology in Lemgo.

In Germany, construction costs stabilised at a high level from the summer onwards. In some cases, there was even a decline in the third quarter, such as for reinforcing steel, bitumen and construction timber.

Nevertheless, the sharp price increases combined with the lack of security of supply in the energy sector are causing increased uncertainty in the German construction industry. The Hauptverband der Deutschen Bauindustrie (HDB) nevertheless expects a significant increase in revenue due to high inflation.

An increase in revenue has been seen in residential construction due to the rise in construction prices. That said, the current decrease in the order intake – due in particular to the rise in general interest rates – will only affect revenue in subsequent years. In commercial construction, the HDB experts have a similar prediction: There is significant growth in revenue at present due to the increased inflation rates. On the other hand, positive impetus came from commercial civil engineering: The government provided investment subsidies of around EUR 8.2 bn for Deutsche Bahn in 2022. In road construction these amount to EUR 18.3 bn.

Segment PL

Key Data

in EUR m

	1-9/2022	1-9/2021	Change
Production output	534	525	1.7%
Order backlog	1,514	1,516	-0.1%
Order intake	580	396	46.2%
Average staffing levels	2,522	2,479	1.7%

The segment PL holds complete responsibility for Poland, PORR's third largest home market. All Polish equity interests held by PORR are included in this segment. In civil engineering PORR is one of the leading providers in the fields of road, infrastructure and railway construction, as well as specialist civil engineering. In building construction, the focus is on office, industrial and hotel construction as well as on buildings and facilities for the public sector.

The production output of the segment PL totalled EUR 534m and was thereby at almost the same level as the previous year. The areas of railway construction and building construction generated enough output to slightly offset the decrease in infrastructure construction.

At EUR 1,514m, the performance of the order backlog was extremely stable. Declines in railway and infrastructure construction were offset by the clear growth in building construction. All areas of the segment PL contributed to the high increase in the order intake, which rose by 46.2% to EUR 580m. The main new orders include the construction of a new head office for PSE S.A. in Radom and a thermal waste processing plant with energy recovery in Rzeszów. Other important new orders involve a warehouse construction in Powidz – which is being realised together with the segment DE – and a follow-up order for the Andersia Silver office complex in Poznań.

After a strong start to the year, the Polish economy was no longer able to escape the developments in the global economy. High inflation is also having a dampening effect here – especially on consumer spending. While the construction sector saw both production costs and personnel expenses continue to rise rapidly,

production volume grew at a steady rate. The experts of the Vienna Institute for International Economic Studies (WIIW) attribute this to lower foreign direct investment as a result of the uncertainty in the global economy. At the same time, however, the demand for new storage space and server rooms has increased recently as a result of the steady growth in online trade.

In civil engineering, which is much larger in terms of volume, the order pipeline of the most important clients GDDKiA and PKP PLK – the national companies for motorways and railways – is well filled. However, both are currently waiting for the final release of EU funding to conclude new contracts. The national recovery plan was already approved in the summer, ensuring stable demand in the medium term. In the short term, the focus is on energy infrastructure. The need for LNG terminals and pipelines has increased significantly, not least due to the freeze on Russian gas supplies.

Segment CEE

Key Data

in EUR m

	1-9/2022	1-9/2021	Change
Production output	447	369	21.0%
Order backlog	844	739	14.2%
Order intake	531	468	13.4%
Average staffing levels	2,230	2,184	2.1%

The segment CEE focuses on the home markets of the Czech Republic, Slovakia and Romania. The local equity interests are integrated here as well. Here PORR offers construction services in building construction and civil engineering, whereby the goal is to provide complete coverage of permanent business in the Czech Republic and Romania. Selected major projects in the infrastructure sector are also undertaken.

Production output in the CEE segment totalled EUR 447m and was thereby 21.0% higher than the previous year. Major projects in infrastructure construction in Romania reported exceptionally strong growth. Moreover, increases in building construction were seen in all three countries.

The order backlog of EUR 844m was 14.2% above the previous year's value. Both the increase in the order backlog and the 13.4% increase in the order intake are attributable to the Major Projects Romania division. In the period under review, the order intake totalled EUR 531m. In addition to the Nova Paka bypass in the

Czech Republic, PORR won two other major infrastructure construction projects in Romania: Modernisation of both the port of Constanța and the public transport network in Reșița.

High food and energy costs are shaping the economic environment, especially in the Czech Republic and Slovakia. Romania continues to be extremely resilient. Across all these countries, high oil, gas and electricity prices are being compounded by increases in other (raw) materials in the construction sector. A persistent shortage of skilled labour – caused by factors including the Ukraine war – is holding back stronger growth in the sector. Nevertheless, the construction industry in the three home markets is largely resistant to external influences.

The economy-linked decline in foreign direct investment in building construction stands in contrast to stable demand in infrastructure construction. The national recovery plans drawn up within the framework of the EU Recovery and Resilience Facility continue to provide positive impetus.

Segment Infrastructure International

Key Data

in EUR m	1-9/2022	1-9/2021	Change
Production output	397	392	1.2%
Order backlog	1,077	1,007	6.9%
Order intake	391	470	-16.8%
Average staffing levels	1,550	1,400	10.7%

The segment Infrastructure International is home to PORR's expertise in international tunnelling, railway construction and specialist civil engineering as well as Slab Track International. The area of Major Projects and the responsibility for the project markets of Norway, Qatar and the United Arab Emirates (UAE) are also integrated here. In this area, PORR focuses on contracts in infrastructure construction and on cooperation with local partners. The PORR export products are offered from here for the international markets in a highly selective way and only when there is clear value added.

This segment generated production output of EUR 397m. The decrease in tunnelling was primarily offset by growth in the Gulf Cooperation Council and in the area of Major Projects/Slab Track International. This meant that a slight increase of 1.2% was recorded overall.

The order backlog increased by 6.9% and amounted to EUR 1,077m, which was caused in particular by growth in the Major Projects/Slab Track International division. The order intake decreased by 16.8% to EUR 391m in the reporting period, mainly because of a reduction in tunnel construction. This year's largest new order in the segment International Infrastructure is the construction of a city bridge in Norway. The Drammen Bybrua crosses the River Drammen and connects the main square with the railway station of the city of Drammen as an essential element.

High inflation and increased construction costs are also having a noticeable impact on PORR's project markets. However, there is an ongoing need in civil engineering.

In its project markets, PORR focuses primarily on infrastructure construction. This is largely not dependent on economic developments, as national investment programmes are often laid out in advance. For example, the 2022-2023 National Transport Plan ensures stable demand in Norwegian road construction. In Qatar and the UAE, PORR has significantly reduced its risk exposure and is taking a highly selective approach to emerging opportunities.

The plans for the Trans-European TEN-T rail network are leading to sustained demand in railway construction. The areas of Tunnelling, Major Projects and Slab Track International thereby continue to hold strong potential. The countries of the DACH region (Austria, Germany, Switzerland) in particular show a well-filled pipeline in tunnelling and railway construction. The multiannual EU budget also provides stability.

Emerging opportunities will continue to be pursued here on the international markets only after careful risk analysis and if there is clear value added.

Interim Consolidated Financial Statements as of 30 September 2022 _____

These interim consolidated financial statements of the PORR Group have been prepared under application of the accounting and measurement methods used in the consolidated statements as of 31 December 2021 and the standards applicable for the first time since 1 January 2022, in particular the amendments to IAS 37. They consist respectively of a condensed statement of financial position, an income statement, a statement of comprehensive income, a cash flow statement and a condensed statement of changes in Group equity.

18	Consolidated Income Statement
19	Statement of Comprehensive Income
20	Consolidated Cash Flow Statement
21	Consolidated Statement of Financial Position
22	Statement of Changes in Group Equity

Consolidated Income Statement

in TEUR	1-9/2022	1-9/2021	7-9/2022	7-9/2021
Revenue	4,150,351	3,722,887	1,554,440	1,434,625
Own work capitalised in non-current assets	1,087	2,328	261	423
Income from companies accounted for under the equity method	45,432	57,027	9,570	29,384
Other operating income	142,293	117,439	53,641	37,239
Cost of materials and other related production services	-2,840,951	-2,451,885	-1,112,031	-990,782
Staff expenses	-1,020,703	-954,714	-350,953	-333,305
Other operating expenses	-265,265	-295,318	-68,453	-93,826
EBITDA	212,244	197,764	86,475	83,758
Depreciation, amortisation and impairment expense	-141,285	-141,940	-47,539	-49,120
EBIT	70,959	55,824	38,936	34,638
Income from financial investments and other current financial assets	8,806	6,221	3,304	4,266
Finance costs	-22,228	-19,541	-6,784	-7,851
EBT	57,537	42,504	35,456	31,053
Income tax expense	-14,179	-16,231	-7,700	-13,391
Profit for the period	43,358	26,273	27,756	17,662
of which attributable to shareholders of parent	28,122	5,935	21,816	8,908
of which attributable to holders of profit-participation rights/hybrid capital	10,635	13,060	3,577	4,372
of which attributable to non-controlling interests	4,601	7,278	2,363	4,382
Basic earnings per share, total (in EUR)	0.72	0.21	0.56	0.31
Diluted earnings per share, total (in EUR)	0.72	0.21	0.56	0.31

Statement of Comprehensive Income

in TEUR	1-9/2022	1-9/2021	7-9/2022	7-9/2021
Profit for the period	43,358	26,273	27,756	17,662
Other comprehensive income				
Remeasurement of defined benefit obligations	12,480	6,376	4,101	670
Measurement of equity instruments	-185	180	0	132
Income tax expense (income) on other comprehensive income	-3,295	-1,644	-977	-180
Other comprehensive income which cannot be reclassified to profit or loss (non-recyclable)	9,000	4,912	3,124	622
Exchange rate differences	-4,327	2,223	-3,886	-1,628
Gains/losses from cash flow hedges				
in the period under review	2,556	315	3,161	250
Income tax expense (income) on other comprehensive income	-599	-79	-727	-63
Other comprehensive income which can subsequently be reclassified to profit or loss (recyclable)	-2,370	2,459	-1,452	-1,441
Other comprehensive income	6,630	7,371	1,672	-819
Total comprehensive income for the period	49,988	33,644	29,428	16,843
of which attributable to shareholders of parent	34,537	13,310	23,432	8,200
of which attributable to holders of profit-participation rights/hybrid capital	10,635	13,060	3,577	4,372
of which attributable to non-controlling interests	4,816	7,274	2,419	4,271

Consolidated Cash Flow Statement

in TEUR	1-9/2022	1-9/2021
Profit for the period	43,358	26,273
Depreciation, impairment and reversals of impairment on fixed assets and financial assets	143,802	141,799
Interest income/expense	12,338	11,492
Income from companies accounted for under the equity method	3,768	-6,709
Dividends from companies accounted for under the equity method	6,629	10,840
Profits from the disposal of fixed assets	-31,904	-8,851
Decrease in long-term provisions	-9,862	-4,046
Deferred income tax	-7,613	4,798
Operating cash flow	160,516	175,596
Decrease/increase in short-term provisions	-52,732	42,075
Increase in tax liabilities	18,728	9,968
Increase in inventories	-42,528	-13,677
Increase in receivables	-350,532	-472,135
Increase in payables (excluding banks)	220,851	295,047
Interest received	7,747	4,415
Interest paid	-19,650	-16,847
Other non-cash transactions	-8,347	-1,938
Cash flow from operating activities	-65,947	22,504
Proceeds from sale of property, plant and equipment and disposal of investment property	20,204	23,243
Proceeds from the sale of financial assets	26,212	-
Proceeds from repayment of loans	942	922
Payments for investments in intangible assets	-5,672	-9,856
Payments for investments in property, plant and equipment and investment property	-123,507	-120,775
Payments for investments in financial assets	-1,368	-1,795
Payments for investment in loans	-1,200	-1,812
Proceeds from the sale of consolidated companies less cash and cash equivalents	24,752	-
Proceeds from the purchase of subsidiaries less cash and cash equivalents	550	-1,332
Cash flow from investing activities	-59,087	-111,405
Paid dividends and interest from profit-participation rights/hybrid capital	-32,518	-16,188
Payouts to non-controlling interests	-2,394	-1,548
Repayment of profit-participation rights/hybrid capital	-51,075	-
Repayment of bonded loans (Schuldscheindarlehen)	-30,000	-42,000
Obtaining loans and other financing	7,294	105,962
Redeeming loans and other financing	-66,863	-162,211
Acquisition of non-controlling interests	-296	-
Cash flow from financing activities	-175,852	-115,985
Cash flow from operating activities	-65,947	22,504
Cash flow from investing activities	-59,087	-111,405
Cash flow from financing activities	-175,852	-115,985
Change to cash and cash equivalents	-300,886	-204,886
Cash and cash equivalents as of 1 Jan	765,034	582,545
Currency differences	1,869	1,431
Cash and cash equivalents as of 30 Sep	466,017	379,090
Tax paid	3,499	8,794

Consolidated Statement of Financial Position

in TEUR	30.9.2022	31.12.2021
Assets		
Non-current assets		
Intangible assets	187,271	187,496
Property, plant and equipment	1,047,858	1,028,654
Investment property	23,993	25,453
Shareholdings in companies accounted for under the equity method	76,291	85,404
Other financial assets	8,693	34,860
Other non-current financial assets	72,558	67,423
Deferred tax assets	34,238	19,634
	1,450,902	1,448,924
Current assets		
Inventories	139,673	93,033
Trade receivables	1,802,833	1,494,853
Other financial assets	171,276	156,133
Other receivables and current assets	88,669	68,500
Cash and cash equivalents	466,017	765,034
Assets held for sale	39,373	38,525
	2,707,841	2,616,078
Total assets	4,158,743	4,065,002
Equity and liabilities		
Equity		
Share capital	39,278	39,278
Capital reserve	358,833	358,833
Profit-participation rights/hybrid capital	247,698	299,954
Other reserves	87,002	92,476
Equity attributable to shareholders of parent	732,811	790,541
Non-controlling interests	36,136	33,869
	768,947	824,410
Non-current liabilities		
Bonds and bonded loans (Schuldscheindarlehen)	198,349	264,747
Provisions	129,210	149,821
Non-current financial liabilities	346,411	359,657
Other non-current financial liabilities	7,658	7,910
Deferred tax liabilities	43,644	43,968
	725,272	826,103
Current liabilities		
Bonds and bonded loans (Schuldscheindarlehen)	66,480	29,997
Provisions	233,189	252,996
Current financial liabilities	83,286	85,212
Trade payables	1,400,547	1,163,968
Other current financial liabilities	59,766	49,822
Other current liabilities	773,182	803,566
Tax payables	43,103	24,735
Liabilities held for sale	4,971	4,193
	2,664,524	2,414,489
Total equity and liabilities	4,158,743	4,065,002

Statement of Changes in Group Equity

in TEUR	Share capital	Capital reserve	Revaluation reserve	Remeasurement of defined benefit obligations	Measurement of equity instruments
Balance as of 1 Jan 2021	29,095	251,287	7,622	-47,918	114
Total profit for the period	-	-	-	-	-
Other comprehensive income	-	-	92	4,763	135
Total comprehensive income for the period	-	-	92	4,763	135
Dividends/interest from profit-participation rights/hybrid capital	-	-	-	-	-
Income tax on interest for holders of profit-participation rights/hybrid capital	-	-	-	-	-
Reclassification of hybrid capital due to termination	-	-	-	-	-
Changes to the consolidated group/acquisition of non-controlling interests	-	-	-	-	-
Balance as of 30 Sep 2021	29,095	251,287	7,714	-43,155	249
Balance as of 31 Dec 2021	39,278	358,833	11,225	-36,301	-214
Adjustment due to first-time application of the amendments to IAS 37	-	-	-	-	-
Balance as of 1 Jan 2022	39,278	358,833	11,225	-36,301	-214
Total profit for the period	-	-	-	-	-
Other comprehensive income	-	-	406	8,708	268
Total comprehensive income for the period	-	-	406	8,708	268
Dividends/interest from profit-participation rights/hybrid capital	-	-	-	-	-
Profit-participation rights/hybrid capital	-	-	-	-	-
Income tax on interest of holders of profit-participation rights/hybrid capital	-	-	-	-	-
Changes to the consolidated group/acquisition of non-controlling interests	-	-	-	-	-
Balance as of 30 Sep 2022	39,278	358,833	11,631	-27,593	54

Foreign currency translation reserves	Reserve for cash flow hedges	Profit-participation rights/hybrid capital	Retained earnings and non-retained profit	Equity attributable to shareholders of parent	Non-controlling interests	Total
-7,778	-688	325,854	78,397	635,985	14,564	650,549
-105	-	13,060	6,040	18,995	7,278	26,273
2,238	236	-	-89	7,375	-4	7,371
2,133	236	13,060	5,951	26,370	7,274	33,644
-	-	-16,188	-	-16,188	-1,548	-17,736
-	-	-	4,426	4,426	-	4,426
-	-	-25,459	3	-25,456	-	-25,456
-	-	-	-	-	-	-
-5,645	-452	297,267	88,777	625,137	20,290	645,427
-503	-422	299,954	118,691	790,541	33,869	824,410
-	-	-	-22,125	-22,125	-	-22,125
-503	-422	299,954	96,566	768,416	33,869	802,285
-	-	10,635	28,122	38,757	4,601	43,358
-4,508	1,957	-	-416	6,415	215	6,630
-4,508	1,957	10,635	27,706	45,172	4,816	49,988
-	-	-12,987	-19,531	-32,518	-2,394	-34,912
-	-	-49,904	-1,201	-51,105	-	-51,105
-	-	-	2,987	2,987	-	2,987
-	-	-	-141	-141	-155	-296
-5,011	1,535	247,698	106,386	732,811	36,136	768,947

Financial Calendar 2023

6.2.2023	Interest payment hybrid bond 2020
30.3.2023	Publication Annual Report and Financial Report 2022
30.3.2023	Press conference on the 2022 Annual Report
18.4.2023	Record date for attending the 143rd Annual General Meeting
28.4.2023	143rd Annual General Meeting
5.5.2023	Trade ex-dividend on the Vienna Stock Exchange
8.5.2023	Record date dividend
9.5.2023	Date of dividend payout for the 2022 business year
24.5.2023	Publication report on the 1st quarter 2023
29.8.2023	Publication half-year report 2023
20.11.2023	Interest payment hybrid bond 2021
23.11.2023	Publication report on the 3rd quarter 2023

Contact

Investor Relations & Strategy
ir@porr-group.com

Group Communications
comms@porr-group.com

This interim report on the first three quarters of 2022 is available free of charge from the company, 1100 Vienna, Absberggasse 47, and can also be downloaded from <https://porr-group.com/en/ir-interimreports/>.

Acknowledgements

Media proprietor

PORR AG
Absberggasse 47, 1100 Vienna
T +43 50 626-0
office@porr-group.com
porr-group.com

Concept, text, design and editing

PORR AG
Investor Relations & Strategy
be.public Corporate & Financial Communications, Vienna
Mensalia Unternehmensberatungs GmbH, Vienna

Produced with ns.publish by Multimedia Solutions AG, Zurich.

Photos

Tomáš Malý (Cover), Astrid Knie (Executive Board photo)

Disclaimer

This interim report also contains statements relating to the future which are based on estimates and assumptions which are made by managerial staff to the best of their current knowledge. Future-related statements may be identified as such by expressions such as “expected”, “target” or similar constructions. Forecasts related to the future development of the Group take the form of estimates based on information available at the time of the interim report going to press. Actual results may differ from the forecast if they are shown to be based on inaccurate assumptions or are subject to unforeseen risks.

Every care has been taken to ensure that all information contained in every part of this interim report is accurate and complete. The figures have been rounded off using the compensated summation method. We regret that we cannot rule out possible round-off, typesetting and printing errors.

This report is a translation into English of the interim report on the first three quarters issued in German and is provided solely for the convenience of English-speaking users. In the event of a discrepancy or translation error, the German-language version prevails.



PORR AG
Absberggasse 47
1100 Vienna
T +43 50 626-0
porr-group.com